

25 October 2023

2023 Annual General Meeting (“AGM”)

Enclosed are copies of an address and a presentation to be given at today’s AGM of Peet Limited (ASX: PPC) by Mr Tony Lennon, Chairman and Mr Brendan Gore, Managing Director and Chief Executive Officer, respectively.

This announcement is authorised for release to the market by the Directors of Peet Limited.

For investor enquiries call:

Brendan Gore
Managing Director and Chief Executive Officer
Peet Limited
(08) 9420 1111

For media enquiries contact:

Tom Horn
Corporate Practice Director, Australia and New Zealand
BCW Global
+61 402 733 157
Tom.Horn@bcw-global.com

25 October 2023

Chairman's address to the 2023 Annual General Meeting

Peet is a leading Australian developer with a vision to *'imagine and realise future places where lives are enhanced by communities built on a sense of belonging'*. It has a proven track record and has demonstrated its capacity to manage through various economic and property cycles for nearly 130 years.

The financial year ended 30 June 2023 was a year in which Peet predominantly focussed on:

- securing the settlements of the near record levels of contracts on hand at the beginning of the financial year;
- implementing strategies to manage the impacts of challenging underlying market conditions; and
- at the same time, continuing to focus on executing our strategic objectives and maintaining a disciplined approach to capital management.

FY23 performance

Following a record earnings performance in FY22, Peet followed up in FY23 with another record operating profit after tax and a statutory profit of \$70.1 million – up 34% on FY22.

The material increase in profit during FY23 was driven by:

- prudent focus on monetising the high number of contracts on hand at the start of the financial year, many of which had high margins as a result of strong price growth;
- the changing product mix, including an improved performance from medium density townhouse product;
- continued focus on creating and unlocking value by appropriately managing the Group's significant land bank; and
- continued focus on cost management and operational efficiencies.

This all contributed to operating and statutory earnings per share of 14.8 cents, compared to 10.8 cents in FY22. In August 2023, the Directors declared a final fully franked dividend for FY23 of 4.0 cents per share, bringing the total FY23 dividend to 7.5 cents per share (fully franked). This compares to 6.25 cents per share (fully franked) for FY22.

Brendan will provide further information on the Group's FY23 performance in his presentation.

Strategic focus

Peet continues to be well positioned for growth and value creation over the medium to long term, with its strategic focus areas of:

- investing in high quality land in strategic locations across the country;
- expanding our product offering – including medium density and town houses - and geographic presence to appeal to a wider variety of customers; and
- maintaining strong capital management.

Some key highlights during FY23 include the following.

- Peet progressed the acquisition of the University of Canberra project in ACT and on 11 October 2023, announced that the acquisition was now unconditional. This project, which has potential estimated gross development value of more than \$2.3 billion, together with the Flagstone City Centre in Queensland and new project commencements programmed for the next four years, are expected to unlock significant value;
- Peet improved the performance from medium density townhouse product and will continue to look to build on its townhouse and apartment pipeline as opportunities emerge; and
- as part of our capital management:
 - we continued with our on-market buy-back program (which has been extended to 30 August 2024);
 - improved cash inflows from operations to \$89.0 million (before acquisitions); and
 - at 30 June 2023, the Group's gearing was within the target range at 27.7%.

The successful implementation of our strategies ultimately results in returns to shareholders via dividends and returns of capital. Including the final fully franked dividend for FY23, total shareholder returns since FY18 total some \$173 million, including \$153 million of fully franked dividends.

Environment, social and governance

As mentioned earlier, Peet's purpose is '*defining future places of belonging*'. One of the pillars of this purpose is our focus on planning, designing and developing communities that balance environmental, social and economic needs, underpinned by a broad corporate governance framework.

During FY23:

- Peet was recognised as a leader in sustainable residential development
Capital Finance International announced Peet as the *Best Sustainable Community Developer (Australia) 2023*, with the judges highlighting matters such as Peet's focus on water conservation, energy efficiency, biodiversity preservation, land restoration and commitment to driving positive social outcomes in its communities;
- Peet's Brabham Estate in WA was awarded *Platinum Waterwise Development of the Year 2023*
Brabham Estate offers a Waterwise Front Landscaping Package that aims to save homeowners up to 50% of their total water usage in their gardens. The package includes a smart controller installed in every home that automatically adjusts watering times based on data received from the Weather Station installed in the Estate's first Smart Park; and
- Peet launched its first *Reflect Reconciliation Action Plan*
Peet has a long history of consulting and collaborating with Aboriginal and Torres Strait Islander Peoples across the country. Since commencing our formal reconciliation journey, it has been important to listen, learn and have conversations about how we can respect, recognise and celebrate Aboriginal and Torres Strait Islander culture and heritage within our operations and communities.

Board renewal

I take this opportunity to thank my colleagues on the Board for their efforts during the year. In particular, I again recognise the contributions of Vicki Krause and Bob McKinnon during their nine years on the Board and welcome Margaret Kennedy, Michelle Tierney and Greg Wall to the Board.

As previously announced, as part of the succession planning for the Board, and to ensure an orderly transition process, I have informed the Board of my intentions to retire as Chairman and Director in the next 12 to 18 months.

Outlook

Residential markets continue to adjust from their peak following interest rate increases, inflationary pressures, low consumer confidence and (in Victoria in particular) builder uncertainty. Despite markets being at or close to bottoming, and with an improvement in enquiry levels, we expect the market will require a further period of stabilisation in interest rates before buyer confidence begins to return and market conditions normalise.

However, with underlying fundamentals remaining positive - including undersupplied markets, low unemployment, above-average wage growth and increasing immigration - Peet remains well positioned to navigate the current environment, with a flexible delivery program in place to respond strongly to a recovery in activity and to take advantage of these positive underlying market fundamentals.

Conclusion

On the Board's behalf I thank Brendan Gore and his team for their continued contributions to the success of our business.

Finally, on behalf of the whole Peet team, I would like to thank all our shareholders, our fund investors and our joint venture partners and all other stakeholders for their ongoing support.

This announcement is authorised for release to the market by Directors of Peet Limited.

ANNUAL GENERAL MEETING 2023

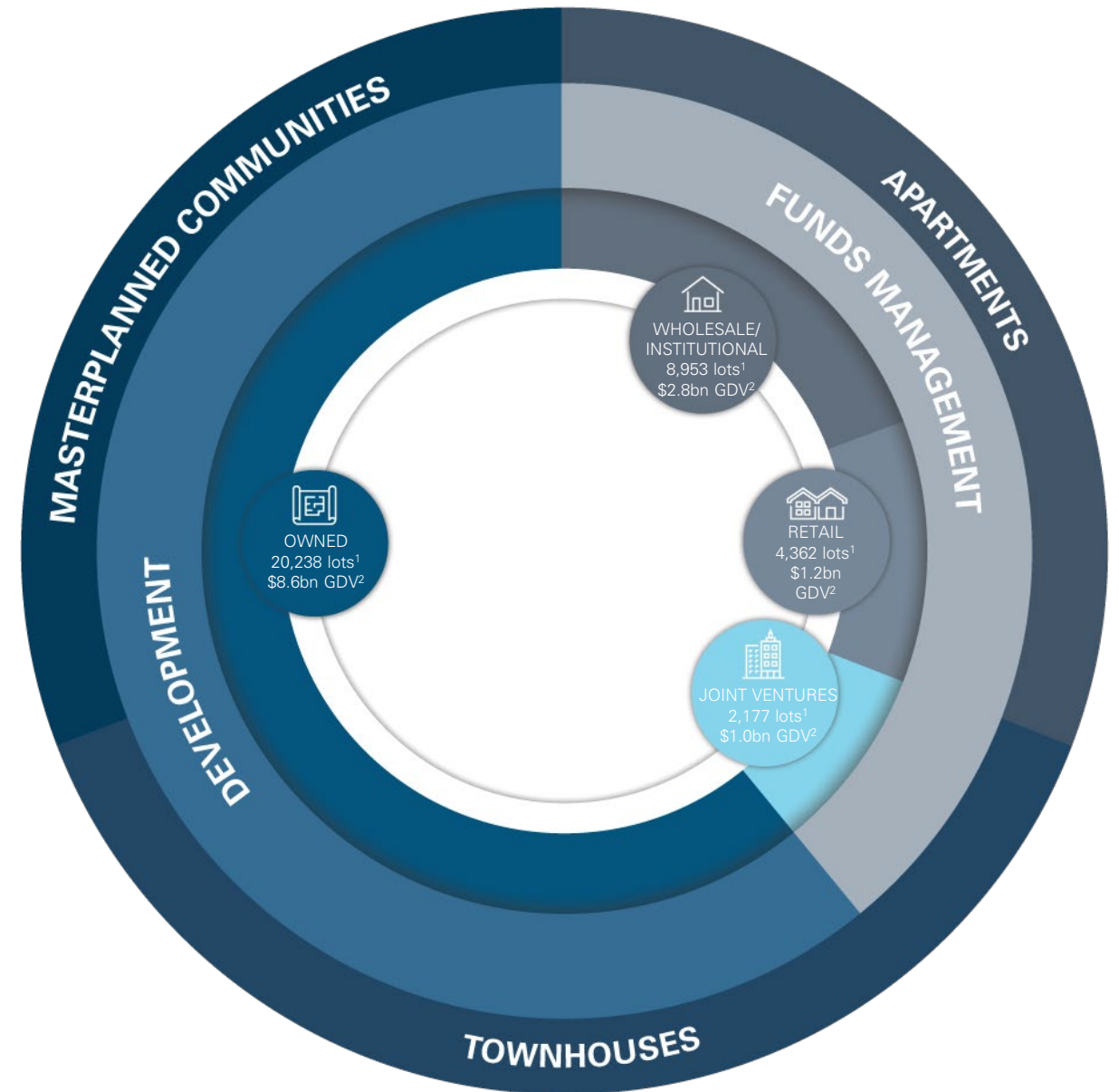


Where *you* belong

PEET

Company Overview

- Leading Australian developer of quality residential communities with a proven track record for nearly 130 years
- Large, nationally diverse land bank provides economies of scale to deliver a wide range of product at lower cost
- Extensive capabilities in acquisition, design, delivery and marketing
- Proven ability to expand business into new opportunities such as townhouses and low-rise apartments
- Well established funds management capability with long term retail and institutional capital partners
- Strong culture, brand and customer focus

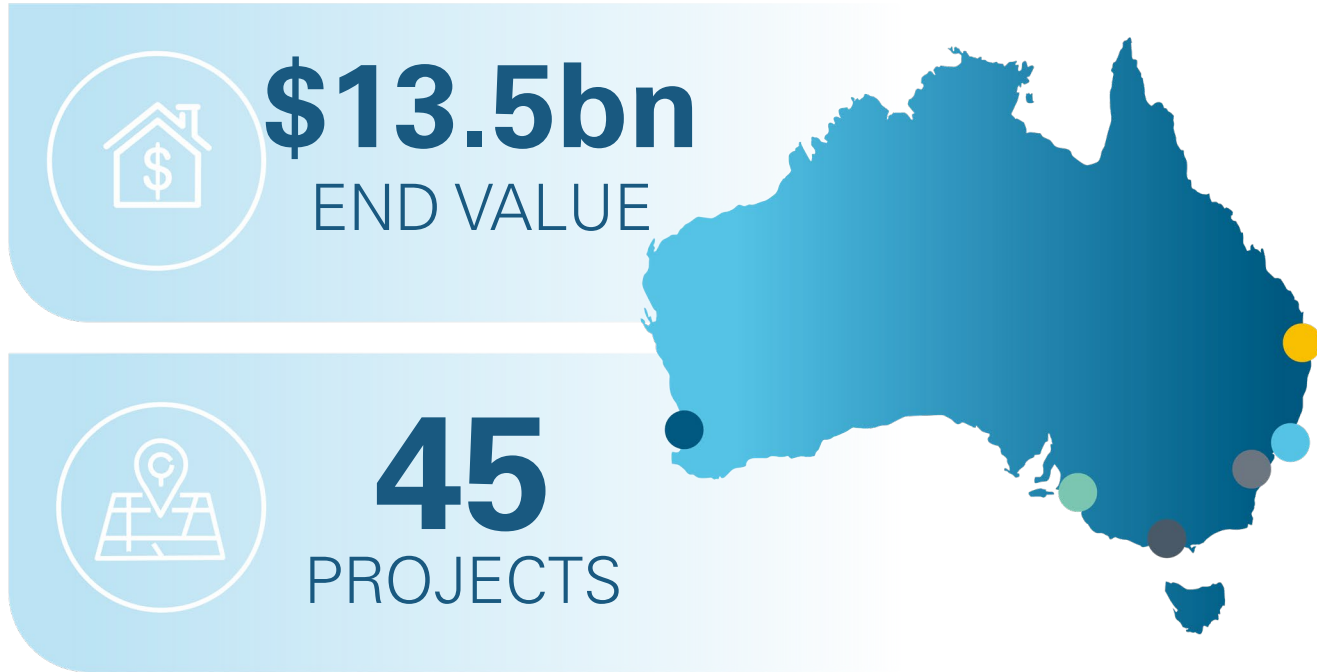


Notes:

- 1 Includes equivalent lots
- 2 Gross development value

Strong Platform for Growth

130-year track record of developing through cycles



QLD	WA	VIC	SA	NSW	ACT
10	18	9	5	2	1
PROJECTS	PROJECTS	PROJECTS	PROJECTS	PROJECTS	PROJECT

GEOGRAPHICALLY DIVERSE PIPELINE

- Benefit from various growth corridors – positioned for future Australian population growth
- Allows Peet to leverage state-base fluctuations
- Ability to manage land bank and capital through market cycles

HIGHLY DESIRABLE LOCATIONS

- Projects located across inner to outer rings of capital cities
- Developing where people want to live now

LOW COST

- Strong embedded margins
- Average age of land bank is 10 years
- Large land bank provides economies of scale to deliver wide range of product at lower cost

Our Commitment to Sustainability

Our Sustainability Approach

As a leading residential developer with a large national footprint, our approach focuses on sustainable practices to create long-term shared value for our communities, shareholders and people



ENVIRONMENT

ENVIRONMENTALLY CONSCIOUS DEVELOPMENT

- Water conservation and recycling
- Use of solar and energy reduction in building design
- Long history of operating in highly environmentally regulated industry
- Biodiversity and land restoration



SOCIAL

POSITIVE SOCIAL IMPACT IN OUR COMMUNITIES AND TEAM

- Employee diversity, wellbeing and engagement
- Building strong community partnerships
- Providing opportunities for affordable housing for homebuyers



GOVERNANCE

A TRUSTED PARTNER AND SUSTAINABLE BUSINESS

- Ethical and responsible business practices
- Robust risk management framework
- Board Charter and Corporate Governance Statement

FY23 HIGHLIGHTS



Peet named Australia's Best Sustainable Community Developer 2023 by Capital Finance International



Woodville Road, SA and The Landing, Strathpine and Little Eagle, Nudgee in Qld feature 100% electric homes, reducing carbon footprint and cost savings in household bills



Brabham Estate named Waterwise Development of the Year 2023, and Golden Bay awarded Excellence in Social and Community Infrastructure at UDIA WA 2023 Awards



10-year Vegetation Management Plan underway to protect and enhance Yellow Box Grassy Woodland at Googong



Multi-cultural inclusion through national Harmony Week initiative across Peet communities and offices



National Community Grant Program support for 26 local community groups across Australia



Endorsement of *Reflect* Reconciliation Action Plan



Engaged workforce through a values-driven people-centric culture



Black Dog
Institute

Supporting mental health through 3-year partnership



Engaged, active communities through Principal Partnership of the Perth Scorchers

FY23 Results Highlights

Strong performance in challenging conditions

FINANCIAL

Net Operating Profit¹
\$70.1m
+34% on FY22

Operating EPS
14.79c
+37% on FY22

EDITDA² MARGIN
29%

DPS
7.50c
+20% on FY22

NTA
\$1.29
6% higher than FY22

Operating Cash Flow³
\$89.0m

Notes:

- 1 Operating profit is a non-IFRS measure that is determined to present the ongoing activities of the Group in a way that reflects its operating performance. Operating profit excludes unrealised fair value gains/(losses) arising from the effect of revaluing assets and liabilities and adjustments for realised/(unrealised) transactions outside the core ongoing business activities
- 2 EBITDA is a non-IFRS measure that includes effects of non-cash movements in investments in associates and joint ventures
- 3 Before acquisitions

OPERATIONAL



1,399
LOTS⁴ SOLD



2,594
LOTS⁴ SETTLED



\$476m
CONTRACTS ON
HAND⁴



27.7%
GEARING⁵

⁴ Includes equivalent lots

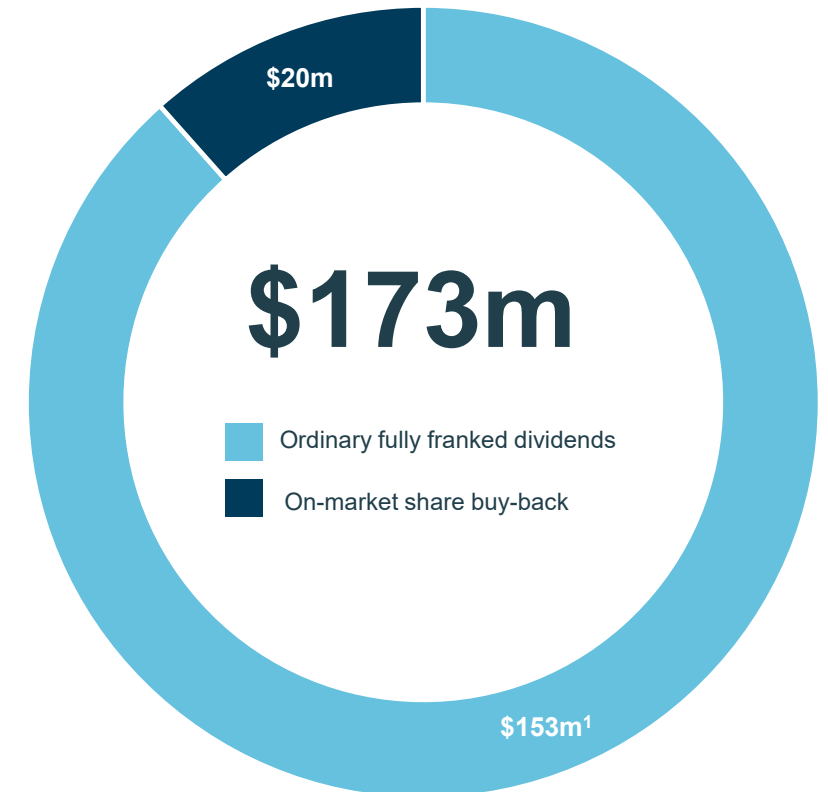
⁵ Calculated as (Total interest-bearing liabilities (including land vendor liabilities) less cash)/(Total assets less cash, less intangible assets)

Our Shareholder Returns

We have returned \$173m¹ to shareholders since FY18, through fully franked dividends and our ongoing capital management program

- Disciplined application of our capital management framework and strong balance sheet means shareholders benefit as our financial performance improves
- FY23 full year dividend of 7.50 cents per share fully franked – up 20%
- Our value driven on-market share buy-back has reduced our shares on issue by c.4%, further benefitting our per-share dividends through time
 - Book NTA as at 30 June 2023 of \$1.29
 - Average buy-back price of c.\$1.05 per share
 - On market buy-back extended to August 2024

Shareholder returns since FY18 (\$m)

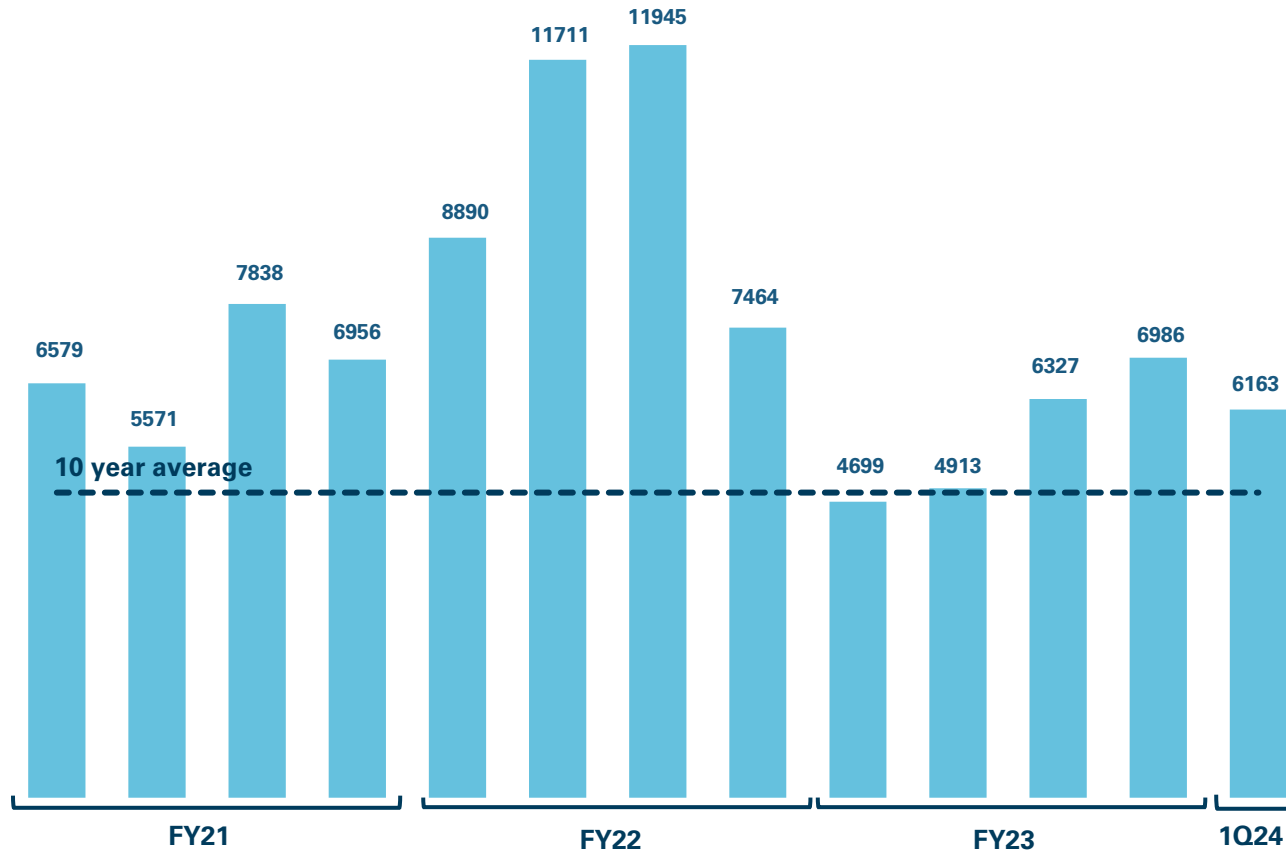


Notes:

¹ Includes FY23 final dividend payable

Enquiry Levels Remain Solid

Sales are tracking in line with expectations



- 1Q24 net sales of 552 reflecting an 81% increase on 4Q23
 - WA market conditions continued to improve throughout 1Q24
 - New sales releases in existing and new projects in SA
 - Sales volume activity is expected to remain sensitive to the interest rate outlook and consumer confidence
- Enquiries are trending above pre-COVID levels and the 10-year average
- Conversion rates continued to improve during 1Q24
- Cancellation rates are trending down towards longer term averages
- Value of contracts on hand at the end 1Q24 has increased to \$487m since 30 June 2023

Delivering against our Strategy

Significant value to be unlocked

INVEST in high quality land in strategic locations across country

- Land bank weighted to undersupplied east coast markets
- Recent acquisitions have resulted in increasing embedded margins
 - Average age of land bank is 10 years
- Key projects have environmental and planning approvals in place
- Significant value creation to be unlocked through
 - Flagstone City – Town Centre
 - University of Canberra project
 - New project commencements
- Continue to assess selective acquisitions to restock pipeline
 - Anticipating opportunities to emerge as markets moderate



EXPAND product offering and geographic presence to appeal to wider variety of customers

- Targeting infill projects of major capital cities
- Two new projects commenced development/sales during FY23
- First settlements from nine new projects by FY25 increasing activation of landbank to c.83%
- Continued focus on increasing the Group's townhouse pipeline
 - Current pipeline of c.1,200 townhouses nationally
- Look to build on townhouse and apartment pipeline as opportunities emerge



MAINTAIN strong capital management

- \$150m of liquidity available
- Gearing of 27.7% within target range
- Focus on improving operating cash flows
 - Operating cash flows (before acquisitions) of \$89m
- Maintaining a disciplined approach to capital management
 - Aligning production levels and development spend with sales demand
- Group well positioned to consider capital management initiatives to further improve shareholder returns
 - On-market share buy back has reduced shares on issue by 4% to date



VALUE CREATION

- Good visibility of future earnings underpinned by a low-cost land bank
- Ability to leverage well established funds management capability where appropriate to unlock value
- Improved shareholder returns
 - reduce share price discount to market NTA
 - Dividend payout ratio 50-60%
 - On-market share buy back extended
- Continue to assess opportunities to maximise market cycles to unlock value where appropriate



Creating a future **city**
Flagstone 

Where *you* belong

PEET

Greater Flagstone Priority Development Area



Equivalent to
Australia's 20th
largest city



The largest
residential priority
development area
in Australia

Peet Flagstone City Project Snapshot

A 20 YEAR VISION



Highest lot sale
\$325,000.
Highest re-sale
house \$865,000



Gross
Development
Value \$4.1bn



100ha of
commercial town
centre land plus
30 ha of school
sites



Anchored by a
Health Precinct and
a future passenger
railway station

Peet Flagstone City Project Snapshot

A 20 YEAR VISION



12,000
new homes



30,000+
population



1,200
residential
settlements
to date at 7.6%
compound price
growth



10,800
residential
dwelling
remaining to
develop



Springfield

Brisbane CBD

Flagstone City Centre

Future Residential Stages

Stage 2 Residential - Selling

Future Train Station

Flagstone East - Complete

Future Residential Stages

Stage 1 Residential Complete

Railway Line





West Village

Multi-Residential

Flagstone City
Retail Core

Flagstone
Parklands

Business Precinct

Railway Line

Bulky Goods / Logistics
Precinct

SOHO Warehouse

Civic

Education Precinct

Future Train Station

Health Precinct

Flagstone City – Town Centre

100 hectare Town Centre

373,000 m² Commercial/
Non-Residential GFA

1,700 dwelling &
accommodation units

20 hectare existing commercial in Town Centre East

Over 13,500m² GFA
already developed

Achieving up to \$400/m²
for Town Centre
land to date

University of Canberra Project – ACT

- Urban infill project comprising c.2,700¹ dwellings with a GDV of c.\$2.4 billion
 - comprising a mix of townhouses and apartments
- Located 6.5km from Canberra City and providing significant presence in the Belconnen Town Centre growth corridor
- Significant sustainability initiatives comprising 7-8 star buildings, solar passive design including street lighting and infrastructure and central waste facility
- The acquisition of the property was finalised in October 2023 with the purchase price to be paid in instalments over six years commencing in November 2023



Notes:

1 Includes option of c.1,000 dwellings

University of Canberra – ACT



Artist's impression

University of Canberra – ACT



Artist's impression

New Projects Provide Medium Term Earnings Visibility

Pipeline of approximately 35,700 lots¹ providing visibility of future earnings

- Up to **two** new land community projects and **six** townhouse/apartment sites to commence development within the next three years
- Planned project releases will be fully funded from internally generated cash flows and existing debt facilities

FY24 – FY26 NEW PROJECT RELEASE SCHEDULE

PROJECT	STATE	SEGMENT	PROJECT LAUNCH ²	LOTS ³ / UNITS	GDV	PROJECT LIFE (YEARS)
Communities						
Craigieburn West	Vic	Owned	FY24	806	\$327m	5
Palmview DMA	Qld	Funds	FY26	737	\$133m	5
Townhouses/Apartments						
University of Canberra	ACT	Owned	FY25	2,694	\$2,358m	15
Keysborough	Vic	Owned	FY25	101	\$118m	3
Cranbourne East	Vic	Owned	FY25	60	\$36m	3
Glendalough	WA	Owned	FY25	100	\$91m	3
Forestville	SA	Joint Venture	FY24	188	\$102m	4
Glyde Street	WA	Owned	FY25	50	\$64m	3
Total				4,736	\$3,229m	

Notes:

- 1 Includes equivalent lots
- 2 Commencement of sales/development
- 3 Refers to lots and/or dwellings

Group Outlook

Flexible delivery program in place to take advantage of shortage of market supply

- Residential markets continue to adjust from their peak as a result of interest rate increases, inflationary pressures and consumer confidence
- Despite markets being at or close to bottoming and along with an improvement in enquiry levels, we expect the market to wait for stabilisation in interest rates before buyer confidence begins to return
- Markets remain undersupplied, with underlying fundamentals remaining positive including low unemployment, above-average wage growth, and increasing overseas migration
- The Group remains well positioned to navigate the current environment and is well placed to respond strongly to a recovery in activity
- Focus remains on executing our strategic objectives and maintaining a disciplined approach to capital management

Focused on positioning the Group for growth through a prudent approach to project delivery and identifying growth opportunities

- The Group achieved an operating profit after tax for FY23 of \$70.1 million
- Given the current economic backdrop, which Peet expects to persist throughout 1H24, Peet will continue to adopt a cautious approach as it enters FY24 with earnings expected to be strongly weighted to 2H24



*Thank
You*

peet.com.au

Perth | Melbourne | Brisbane | Canberra | Adelaide

Where *you* belong

PEET

Disclaimer

While every effort is made to provide accurate and complete information, Peet does not warrant or represent that the information in this presentation is free from errors or omissions or is suitable for your intended use. This presentation contains forward-looking statements, including statements regarding future earnings and distributions that are based on information and assumptions available to Peet as at the date of this presentation. Actual results performance or achievements could be significantly different from those expressed in, or implied by these forward-looking statements. These forward-looking statements are not guarantees or predictions of future performance, and involve known and unknown risks, uncertainties and other factors, many of which are beyond Peet's control, and which may cause actual results to differ materially from those expressed in the statements contained in the release.

The information provided in this presentation may not be suitable for your specific needs and should not be relied upon by you in substitution of you obtaining independent advice. Subject to any terms implied by law and which cannot be excluded, Peet accepts no responsibility for any loss, damage, cost or expense (whether direct or indirect) incurred by you as a result of any error, omission or misrepresentation in this presentation. All information in this presentation is subject to change without notice.

This presentation is not an offer or an invitation to acquire Peet securities or any other financial products in any jurisdictions, and is not a prospectus, product disclosure statement or other offering document under Australian law or any other law. It is for information purposes only.

This announcement is authorised for release to the market by the Directors of Peet Limited.